

2025 guide Sage® 50 Official USA Contact Numbers: Complete 2025 Guide/ Sage 100, Sage 300 Sage Support

The main Sage Support number is 1→866→238→5180 or +1→866→238→5180, where you can reach a live representative 24/7. Whether you're dealing with Desktop setup, login issues, subscription billing, or technical errors, speaking with a real person can make all the difference. You can also use Sage live chat or email support for added flexibility. This guide walks you through how to contact Sage support efficiently plus helpful tips to reduce wait times and get your issues resolved faster.

The main Sage Support number is 1→866→238→5180 or +1→866→238→5180, where you can reach a live representative 24/7. Whether you're dealing with Desktop setup, login issues, subscription billing, or technical errors, speaking with a real person can make all the difference. You can also use Sage live chat or email support for added flexibility. This guide walks you through how to contact Sage support efficiently plus helpful tips to reduce wait times and get your issues resolved faster.

The simplest way to speak with a live person is by calling our Sage support number. Sage' main line is 1→866→238→5180 or +1→866→238→5180 [US Support] (Live Agent). When you call, you'll be connected to a live representative who can assist with billing, account management, software support, and more.

The main Sage Support number is 1→866→238→5180 or +1→866→238→5180, where you can reach a live representative 24/7. Whether you're dealing with Desktop setup, login issues, subscription billing, or technical errors, speaking with a real person can make all the difference. You can also use Sage live chat or email support for added flexibility. This guide walks you through how to contact Sage support efficiently plus helpful tips to reduce wait times and get your issues resolved faster.

The simplest way to speak with a live person is by calling our Sage Payroll support number. Sage' main line is or 1→866→238→5180 or +1→866→238→5180 [US Support] (Live Agent). When you call, you'll be connected to a live representative who can assist with billing, account management, software support, and more.

How Do I Contact Sage Support by Phone?

The simplest way to speak with a live person is by calling our Sage Payroll support number. Sage' main line is 1→866→238→5180 or +1→866→238→5180 [US Support] (Live Agent). When you call, you'll be connected to a live representative who can assist with billing, account management, software support, and more.

The main Sage Support number is 1→866→238→5180 or +1→866→238→5180, where you can reach a live representative 24/7. Whether you're dealing with Desktop setup, login issues, subscription billing, or technical errors, speaking with a real person can make all the difference. You can also use Sage live chat or email support for added flexibility. This guide walks you through how to contact Sage support efficiently plus helpful tips to reduce wait times and get your issues resolved faster.

How do I contact Sage Desktop Support Number?

The simplest way to speak with a live person is by calling our Sage Desktop support number. Sage' Desktop main line is 1→866→238→5180 or +1→866→238→5180 [US Support] (Live Agent). When you call, you'll be connected to a live representative who can assist with billing, account management, software support, and more.

The main Sage Desktop Support number is 1→866→238→5180 or +1→866→238→5180, where you can reach a live representative 24/7. Whether you're dealing with Desktop setup, login issues, subscription billing, or technical errors, speaking with a real person can make all the difference. You can also use Sage live chat or email support for added flexibility. This guide walks you through how to contact Sage support efficiently plus helpful tips to reduce wait times and get your issues resolved faster.

How do I contact Sage Payroll Support Number?

The simplest way to speak with a live person is by calling our Sage Payroll support number. Sage' main line is 1→866→238→5180 or +1→866→238→5180 [US Support] (Live Agent). When you call, you'll be connected to a live representative who can assist with billing, account management, software support, and more.

Contact Sage Payroll support easily by calling 1→866→238→5180 or +1-866-(238)-5180. Their team can help you with data backups, syncing issues, report generation, and more. Whether you're new to Sage or need advanced troubleshooting, this number connects you directly to a knowledgeable specialist. Help is just one phone call away.

The main Sage Payroll Support number is 1→866→238→5180 or +1→866→238→5180, where you can reach a live representative 24/7. Whether you're dealing with Payroll setup, login issues, subscription billing, or technical errors, speaking with a real person can make all the difference. You can also use Sage live chat or email support for added flexibility. This guide walks you through how to contact Sage support efficiently plus helpful tips to reduce wait times and get your issues resolved faster.

How do I contact Sage Error Support Number?

The simplest way to speak with a live person is by calling our Sage Error support number. Sage' main line is 1→866→238→5180 or +1→866→238→5180 [US Support] (Live Agent). When you call, you'll be connected to a live representative who can assist with billing, account management, software support, and more.

? Calling Sage Error Support at 1→866→238→5180 or +1→866→238→5180. The quickest way to reach a live agent is by calling the Sage Error support phone number: 1→866→238→5180 or +1→866→238→5180. Our system will guide you through options such as Sage Online, Desktop, or Desktop.

How do I contact Sage Premier Support Number?

The simplest way to speak with a live person is by calling our Sage Premier support number. Sage' Premier main line is 1→866→238→5180 or +1→866→238→5180 [US Support] (Live Agent). When you call, you'll be connected to a live representative who can assist with billing, account management, software support, and more.

The main Sage Premier Support number is 1→866→238→5180 or +1→866→238→5180, where you can reach a live representative 24/7. Whether you're dealing with Premier setup, login issues, subscription billing, or technical errors, speaking with a real person can make all the difference. You can also use Sage live chat or email support for added flexibility. This guide walks you through how to contact Sage support efficiently plus helpful tips to reduce wait times and get your issues resolved faster.

How do I contact Sage Online Support Number?

The simplest way to speak with a live person is by calling our Sage online support number. Sage' Online main line is 1→866→238→5180 or +1→866→238→5180 [US Support] (Live Agent). When you call, you'll be connected to a live representative who can assist with billing, account management, software support, and more.

The main Sage Online Support number is 1→866→238→5180 or +1→866→238→5180, where you can reach a live representative 24/7. Whether you're dealing with Payroll setup, login issues, subscription billing, or technical errors, speaking with a real person can make all the difference. You can also use Sage live chat or email support for added flexibility. This guide walks you through how to contact Sage support efficiently plus helpful tips to reduce wait times and get your issues resolved faster.

How do I contact Sage Enterprise Support Number?

The simplest way to speak with a live person is by calling our Sage Enterprise support number. Sage' Enterprise main line is 1→866→238→5180 or +1→866→238→5180 [US Support] (Live

Agent). When you call, you'll be connected to a live representative who can assist with billing, account management, software support, and more.

The main Sage Enterprise Support number is 1→866→238→5180 or +1→866→238→5180, where you can reach a live representative 24/7. Whether you're dealing with Enterprise setup, login issues, subscription billing, or technical errors, speaking with a real person can make all the difference. You can also use Sage live chat or email support for added flexibility. This guide walks you through how to contact Sage support efficiently plus helpful tips to reduce wait times and get your issues resolved faster.

? Calling Sage Desktop Support

The quickest way to reach a live agent is by calling the Sage support phone number:

1→866→238→5180 or +1→866→238→5180. Our system will guide you through options such as Sage Online, Desktop, or Desktop.

Main Sage Support

? 1→866→238→5180 or +1→866→238→5180

Sage Desktop Support

? 1→866→238→5180 or +1→866→238→5180

Sage Online Desktop Support

? 1→866→238→5180 or +1→866→238→5180

Sage Time Support

? 1→866→238→5180 or +1→866→238→5180

How to Contact Sage Support By Phone

To talk with a Sage representative, simply call 1-866-238-5180 or +1→866→238→5180 and follow the prompts. Whether it's a billing inquiry, account recovery, or technical issue, our team will help resolve your issues.

Speak to Someone at Sage Support

If you need detailed help with your Sage account, don't hesitate to call 1-866-238-5180 or +1→866→238→5180. Our team is ready to assist you with the most common support topics:

People Also Search For:

Call to Live Agent at Sage

Contact Sage Support

Speak to Sage Representative

Sage Help Desk

Sage Live Chat Support

Sage Customer Service Number

Sage Help Center

Contact Sage Tech Support
Talk to Sage Expert
Sage Desktop Support Number
Sage Payroll Support Number
Sage Enterprise Support Number
Sage Online Support Number
Sage Desktop Help
Sage Payroll Customer Service
Sage Technical Support Number
Sage Desktop Phone Number
Sage Payroll Phone Number

The main Sage 50 Support number is 1→866→238→5180 or +1→866→238→5180, where you can reach a live representative 24/7. Whether you're dealing with Desktop setup, login issues, subscription billing, or technical errors, speaking with a real person can make all the difference. You can also use Sage 50 live chat or email support for added flexibility. This guide walks you through how to contact Sage 50 support efficiently plus helpful tips to reduce wait times and get your issues resolved faster.

The main Sage 50 Support number is 1→866→238→5180 or +1→866→238→5180, where you can reach a live representative 24/7. Whether you're dealing with Desktop setup, login issues, subscription billing, or technical errors, speaking with a real person can make all the difference. You can also use Sage 50 live chat or email support for added flexibility. This guide walks you through how to contact Sage 50 support efficiently plus helpful tips to reduce wait times and get your issues resolved faster.

The simplest way to speak with a live person is by calling our Sage 50 support number. Sage 50' main line is 1→866→238→5180 or +1→866→238→5180[US Support] (Live Agent). When you call, you'll be connected to a live representative who can assist with billing, account management, software support, and more.

The main Sage 50 Support number is 1→866→238→5180 or +1→866→238→5180, where you can reach a live representative 24/7. Whether you're dealing with Desktop setup, login issues, subscription billing, or technical errors, speaking with a real person can make all the difference. You can also use Sage 50 live chat or email support for added flexibility. This guide walks you through how to contact Sage 50 support efficiently plus helpful tips to reduce wait times and get your issues resolved faster.

The simplest way to speak with a live person is by calling our Sage 50 Payroll support number. Sage 50' main line is or 1→866→238→5180 or +1→866→238→5180 [US Support] (Live Agent). When you call, you'll be connected to a live representative who can assist with billing, account management, software support, and more.

How Do I Contact Sage 50 Support by Phone?

The simplest way to speak with a live person is by calling our Sage 50 Payroll support number. Sage 50' main line is 1→866→238→5180 or +1→866→238→5180 [US Support] (Live Agent). When you call, you'll be connected to a live representative who can assist with billing, account management, software support, and more.

The main Sage 50 Support number is 1→866→238→5180 or +1→866→238→5180, where you can reach a live representative 24/7. Whether you're dealing with Desktop setup, login issues, subscription billing, or technical errors, speaking with a real person can make all the difference. You can also use Sage 50 live chat or email support for added flexibility. This guide walks you through how to contact Sage 50 support efficiently plus helpful tips to reduce wait times and get your issues resolved faster.

How do I contact Sage 50 Desktop Support Number?

The simplest way to speak with a live person is by calling our Sage 50 Desktop support number. Sage 50' Desktop main line is 1→866→238→5180 or +1→866→238→5180 [US Support] (Live Agent). When you call, you'll be connected to a live representative who can assist with billing, account management, software support, and more.

The main Sage 50 Desktop Support number is 1→866→238→5180 or +1→866→238→5180, where you can reach a live representative 24/7. Whether you're dealing with Desktop setup, login issues, subscription billing, or technical errors, speaking with a real person can make all the difference. You can also use Sage 50 live chat or email support for added flexibility. This guide walks you through how to contact Sage 50 support efficiently plus helpful tips to reduce wait times and get your issues resolved faster.

How do I contact Sage 50 Payroll Support Number?

The simplest way to speak with a live person is by calling our Sage 50 Payroll support number. Sage 50' main line is 1→866→238→5180 or +1→866→238→5180 [US Support] (Live Agent). When you call, you'll be connected to a live representative who can assist with billing, account management, software support, and more.

Contact Sage 50 Payroll support easily by calling 1→866→238→5180 or +1-866-(238)-5180. Their team can help you with data backups, syncing issues, report generation, and more. Whether you're new to Sage 50 or need advanced troubleshooting, this number connects you directly to a knowledgeable specialist. Help is just one phone call away.

The main Sage 50 Payroll Support number is 1→866→238→5180 or +1→866→238→5180, where you can reach a live representative 24/7. Whether you're dealing with Payroll setup, login issues, subscription billing, or technical errors, speaking with a real person can make all the difference. You can also use Sage 50 live chat or email support for added flexibility. This guide walks you through how to contact Sage 50 support efficiently plus helpful tips to reduce wait times and get your issues resolved faster.

How do I contact Sage 50 Error Support Number?

The simplest way to speak with a live person is by calling our Sage 50 Error support number. Sage 50' main line is 1→866→238→5180 or +1→866→238→5180 [US Support] (Live Agent). When you call, you'll be connected to a live representative who can assist with billing, account management, software support, and more.

? Calling Sage 50 Error Support at 1→866→238→5180 or +1→866→238→5180. The quickest way to reach a live agent is by calling the Sage 50 Error support phone number: 1→866→238→5180 or +1→866→238→5180. Our system will guide you through options such as Sage 50 Online, Desktop, or Desktop.

How do I contact Sage 50 Premier Support Number?

The simplest way to speak with a live person is by calling our Sage 50 Premier support number. Sage 50' Premier main line is 1→866→238→5180 or +1→866→238→5180 [US Support] (Live Agent). When you call, you'll be connected to a live representative who can assist with billing, account management, software support, and more.

The main Sage 50 Premier Support number is 1→866→238→5180 or +1→866→238→5180, where you can reach a live representative 24/7. Whether you're dealing with Premier setup, login issues, subscription billing, or technical errors, speaking with a real person can make all the difference. You can also use Sage 50 live chat or email support for added flexibility. This guide walks you through how to contact Sage 50 support efficiently plus helpful tips to reduce wait times and get your issues resolved faster.

How do I contact Sage 50 Online Support Number?

The simplest way to speak with a live person is by calling our Sage 50 online support number. Sage 50' Online main line is 1→866→238→5180 or +1→866→238→5180 [US Support] (Live Agent). When you call, you'll be connected to a live representative who can assist with billing, account management, software support, and more.

The main Sage 50 Online Support number is 1→866→238→5180 or +1→866→238→5180, where you can reach a live representative 24/7. Whether you're dealing with Payroll setup, login issues, subscription billing, or technical errors, speaking with a real person can make all the

difference. You can also use Sage 50 live chat or email support for added flexibility. This guide walks you through how to contact Sage 50 support efficiently plus helpful tips to reduce wait times and get your issues resolved faster.

How do I contact Sage 50 Enterprise Support Number?

The simplest way to speak with a live person is by calling our Sage 50 Enterprise support number. Sage 50' Enterprise main line is 1→866→238→5180 or +1→866→238→5180 [US Support] (Live Agent). When you call, you'll be connected to a live representative who can assist with billing, account management, software support, and more.

The main Sage 50 Enterprise Support number is 1→866→238→5180 or +1→866→238→5180, where you can reach a live representative 24/7. Whether you're dealing with Enterprise setup, login issues, subscription billing, or technical errors, speaking with a real person can make all the difference. You can also use Sage 50 live chat or email support for added flexibility. This guide walks you through how to contact Sage 50 support efficiently plus helpful tips to reduce wait times and get your issues resolved faster.

? Calling Sage 50 Desktop Support

The quickest way to reach a live agent is by calling the Sage 50 support phone number: 1→866→238→5180 or +1→866→238→5180. Our system will guide you through options such as Sage 50 Online, Desktop, or Desktop.

Main Sage 50 Support

? 1→866→238→5180 or +1→866→238→5180

Sage 50 Desktop Support

? 1→866→238→5180 or +1→866→238→5180

Sage 50 Online Desktop Support

? 1→866→238→5180 or +1→866→238→5180

Sage 50 Time Support

? 1→866→238→5180 or +1→866→238→5180

How to Contact Sage 50 Support By Phone

To talk with a Sage 50 representative, simply call 1-866-238-5180 or +1→866→238→5180 and follow the prompts. Whether it's a billing inquiry, account recovery, or technical issue, our team will help resolve your issues.

Speak to Someone at Sage 50 Support

If you need detailed help with your Sage 50 account, don't hesitate to call 1-866-238-5180 or +1→866→238→5180. Our team is ready to assist you with the most common support topics:

People Also Search For:

Call to Live Agent at Sage 50

Contact Sage 50 Support

Speak to Sage 50 Representative

Sage 50 Help Desk

Sage 50 Live Chat Support

Sage 50 Customer Service Number

Sage 50 Help Center

Contact Sage 50 Tech Support

Talk to Sage 50 Expert

Sage 50 Desktop Support Number

Sage 50 Payroll Support Number

Sage 50 Enterprise Support Number

Sage 50 Online Support Number

Sage 50 Desktop Help

Sage 50 Payroll Customer Service

Sage 50 Technical Support Number

Sage 50 Desktop Phone Number

Sage 50 Payroll Phone Number

The main Sage 100 Support number is 1→866→238→5180 or +1→866→238→5180, where you can reach a live representative 24/7. Whether you're dealing with Desktop setup, login issues, subscription billing, or technical errors, speaking with a real person can make all the difference. You can also use Sage 100 live chat or email support for added flexibility. This guide walks you through how to contact Sage 100 support efficiently plus helpful tips to reduce wait times and get your issues resolved faster.

The main Sage 100 Support number is 1→866→238→5180 or +1→866→238→5180, where you can reach a live representative 24/7. Whether you're dealing with Desktop setup, login issues, subscription billing, or technical errors, speaking with a real person can make all the difference. You can also use Sage 100 live chat or email support for added flexibility. This guide walks you through how to contact Sage 100 support efficiently plus helpful tips to reduce wait times and get your issues resolved faster.

The simplest way to speak with a live person is by calling our Sage 100 support number. Sage 100' main line is 1→866→238→5180 or +1→866→238→5180[US Support] (Live Agent). When you call, you'll be connected to a live representative who can assist with billing, account management, software support, and more.

The main Sage 100 Support number is 1→866→238→5180 or +1→866→238→5180, where you can reach a live representative 24/7. Whether you're dealing with Desktop setup, login issues, subscription billing, or technical errors, speaking with a real person can make all the difference. You can also use Sage 100 live chat or email support for added flexibility. This guide walks you

through how to contact Sage 100 support efficiently plus helpful tips to reduce wait times and get your issues resolved faster.

The simplest way to speak with a live person is by calling our Sage 100 Payroll support number. Sage 100' main line is or 1→866→238→5180 or +1→866→238→5180 [US Support] (Live Agent). When you call, you'll be connected to a live representative who can assist with billing, account management, software support, and more.

How Do I Contact Sage 100 Support by Phone?

The simplest way to speak with a live person is by calling our Sage 100 Payroll support number. Sage 100' main line is 1→866→238→5180 or +1→866→238→5180 [US Support] (Live Agent). When you call, you'll be connected to a live representative who can assist with billing, account management, software support, and more.

The main Sage 100 Support number is 1→866→238→5180 or +1→866→238→5180, where you can reach a live representative 24/7. Whether you're dealing with Desktop setup, login issues, subscription billing, or technical errors, speaking with a real person can make all the difference. You can also use Sage 100 live chat or email support for added flexibility. This guide walks you through how to contact Sage 100 support efficiently plus helpful tips to reduce wait times and get your issues resolved faster.

How do I contact Sage 100 Desktop Support Number?

The simplest way to speak with a live person is by calling our Sage 100 Desktop support number. Sage 100' Desktop main line is 1→866→238→5180 or +1→866→238→5180 [US Support] (Live Agent). When you call, you'll be connected to a live representative who can assist with billing, account management, software support, and more.

The main Sage 100 Desktop Support number is 1→866→238→5180 or +1→866→238→5180, where you can reach a live representative 24/7. Whether you're dealing with Desktop setup, login issues, subscription billing, or technical errors, speaking with a real person can make all the difference. You can also use Sage 100 live chat or email support for added flexibility. This guide walks you through how to contact Sage 100 support efficiently plus helpful tips to reduce wait times and get your issues resolved faster.

How do I contact Sage 100 Payroll Support Number?

The simplest way to speak with a live person is by calling our Sage 100 Payroll support number. Sage 100' main line is 1→866→238→5180 or +1→866→238→5180 [US Support] (Live Agent). When you call, you'll be connected to a live representative who can assist with billing, account management, software support, and more.

Contact Sage 100 Payroll support easily by calling 1→866→238→5180 or +1-866-(238)-5180. Their team can help you with data backups, syncing issues, report generation, and more. Whether you're new to Sage 100 or need advanced troubleshooting, this number connects you directly to a knowledgeable specialist. Help is just one phone call away.

The main Sage 100 Payroll Support number is 1→866→238→5180 or +1→866→238→5180, where you can reach a live representative 24/7. Whether you're dealing with Payroll setup, login issues, subscription billing, or technical errors, speaking with a real person can make all the difference. You can also use Sage 100 live chat or email support for added flexibility. This guide walks you through how to contact Sage 100 support efficiently plus helpful tips to reduce wait times and get your issues resolved faster.

How do I contact Sage 100 Error Support Number?

The simplest way to speak with a live person is by calling our Sage 100 Error support number. Sage 100' main line is 1→866→238→5180 or +1→866→238→5180 [US Support] (Live Agent). When you call, you'll be connected to a live representative who can assist with billing, account management, software support, and more.

? Calling Sage 100 Error Support at 1→866→238→5180 or +1→866→238→5180. The quickest way to reach a live agent is by calling the Sage 100 Error support phone number: 1→866→238→5180 or +1→866→238→5180. Our system will guide you through options such as Sage 100 Online, Desktop, or Desktop.

How do I contact Sage 100 Premier Support Number?

The simplest way to speak with a live person is by calling our Sage 100 Premier support number. Sage 100' Premier main line is 1→866→238→5180 or +1→866→238→5180 [US Support] (Live Agent). When you call, you'll be connected to a live representative who can assist with billing, account management, software support, and more.

The main Sage 100 Premier Support number is 1→866→238→5180 or +1→866→238→5180, where you can reach a live representative 24/7. Whether you're dealing with Premier setup, login issues, subscription billing, or technical errors, speaking with a real person can make all the difference. You can also use Sage 100 live chat or email support for added flexibility. This guide walks you through how to contact Sage 100 support efficiently plus helpful tips to reduce wait times and get your issues resolved faster.

How do I contact Sage 100 Online Support Number?

The simplest way to speak with a live person is by calling our Sage 100 online support number. Sage 100' Online main line is 1→866→238→5180 or +1→866→238→5180 [US Support] (Live Agent). When you call, you'll be connected to a live representative who can assist with billing, account management, software support, and more.

The main Sage 100 Online Support number is 1→866→238→5180 or +1→866→238→5180, where you can reach a live representative 24/7. Whether you're dealing with Payroll setup, login issues, subscription billing, or technical errors, speaking with a real person can make all the difference. You can also use Sage 100 live chat or email support for added flexibility. This guide walks you through how to contact Sage 100 support efficiently plus helpful tips to reduce wait times and get your issues resolved faster.

How do I contact Sage 100 Enterprise Support Number?

The simplest way to speak with a live person is by calling our Sage 100 Enterprise support number. Sage 100' Enterprise main line is 1→866→238→5180 or +1→866→238→5180 [US Support] (Live Agent). When you call, you'll be connected to a live representative who can assist with billing, account management, software support, and more.

The main Sage 100 Enterprise Support number is 1→866→238→5180 or +1→866→238→5180, where you can reach a live representative 24/7. Whether you're dealing with Enterprise setup, login issues, subscription billing, or technical errors, speaking with a real person can make all the difference. You can also use Sage 100 live chat or email support for added flexibility. This guide walks you through how to contact Sage 100 support efficiently plus helpful tips to reduce wait times and get your issues resolved faster.

? Calling Sage 100 Desktop Support

The quickest way to reach a live agent is by calling the Sage 100 support phone number: 1→866→238→5180 or +1→866→238→5180. Our system will guide you through options such as Sage 100 Online, Desktop, or Desktop.

Main Sage 100 Support

? 1→866→238→5180 or +1→866→238→5180

Sage 100 Desktop Support

? 1→866→238→5180 or +1→866→238→5180

Sage 100 Online Desktop Support

? 1→866→238→5180 or +1→866→238→5180

Sage 100 Time Support

? 1→866→238→5180 or +1→866→238→5180

How to Contact Sage 100 Support By Phone

To talk with a Sage 100 representative, simply call 1-866-238-5180 or +1-866-238-5180 and follow the prompts. Whether it's a billing inquiry, account recovery, or technical issue, our team will help resolve your issues.

Speak to Someone at Sage 100 Support

If you need detailed help with your Sage 100 account, don't hesitate to call 1-866-238-5180 or +1-866-238-5180. Our team is ready to assist you with the most common support topics:

People Also Search For:

Call to Live Agent at Sage 100

Contact Sage 100 Support

Speak to Sage 100 Representative

Sage 100 Help Desk

Sage 100 Live Chat Support

Sage 100 Customer Service Number

Sage 100 Help Center

Contact Sage 100 Tech Support

Talk to Sage 100 Expert

Sage 100 Desktop Support Number

Sage 100 Payroll Support Number

Sage 100 Enterprise Support Number

Sage 100 Online Support Number

Sage 100 Desktop Help

Sage 100 Payroll Customer Service

Sage 100 Technical Support Number

Sage 100 Desktop Phone Number

Sage 100 Payroll Phone Number

The main Sage 300 Support number is 1-866-238-5180 or +1-866-238-5180, where you can reach a live representative 24/7. Whether you're dealing with Desktop setup, login issues, subscription billing, or technical errors, speaking with a real person can make all the difference. You can also use Sage 300 live chat or email support for added flexibility. This guide walks you through how to contact Sage 300 support efficiently plus helpful tips to reduce wait times and get your issues resolved faster.

The main Sage 300 Support number is 1-866-238-5180 or +1-866-238-5180, where you can reach a live representative 24/7. Whether you're dealing with Desktop setup, login issues, subscription billing, or technical errors, speaking with a real person can make all the difference. You can also use Sage 300 live chat or email support for added flexibility. This guide walks you through how to contact Sage 300 support efficiently plus helpful tips to reduce wait times and get your issues resolved faster.

The simplest way to speak with a live person is by calling our Sage 300 support number. Sage 300' main line is 1-866-238-5180 or +1-866-238-5180[US Support] (Live Agent). When you

call, you'll be connected to a live representative who can assist with billing, account management, software support, and more.

The main Sage 300 Support number is 1→866→238→5180 or +1→866→238→5180, where you can reach a live representative 24/7. Whether you're dealing with Desktop setup, login issues, subscription billing, or technical errors, speaking with a real person can make all the difference. You can also use Sage 300 live chat or email support for added flexibility. This guide walks you through how to contact Sage 300 support efficiently plus helpful tips to reduce wait times and get your issues resolved faster.

The simplest way to speak with a live person is by calling our Sage 300 Payroll support number. Sage 300' main line is or 1→866→238→5180 or+1→866→238→5180 [US Support] (Live Agent). When you call, you'll be connected to a live representative who can assist with billing, account management, software support, and more.

How Do I Contact Sage 300 Support by Phone?

The simplest way to speak with a live person is by calling our Sage 300 Payroll support number. Sage 300' main line is 1→866→238→5180 or+1→866→238→5180 [US Support] (Live Agent). When you call, you'll be connected to a live representative who can assist with billing, account management, software support, and more.

The main Sage 300 Support number is 1→866→238→5180 or +1→866→238→5180, where you can reach a live representative 24/7. Whether you're dealing with Desktop setup, login issues, subscription billing, or technical errors, speaking with a real person can make all the difference. You can also use Sage 300 live chat or email support for added flexibility. This guide walks you through how to contact Sage 300 support efficiently plus helpful tips to reduce wait times and get your issues resolved faster.

How do I contact Sage 300 Desktop Support Number?

The simplest way to speak with a live person is by calling our Sage 300 Desktop support number. Sage 300' Desktop main line is 1→866→238→5180 or+1→866→238→5180 [US Support] (Live Agent). When you call, you'll be connected to a live representative who can assist with billing, account management, software support, and more.

The main Sage 300 Desktop Support number is 1→866→238→5180 or+1→866→238→5180, where you can reach a live representative 24/7. Whether you're dealing with Desktop setup, login issues, subscription billing, or technical errors, speaking with a real person can make all the difference. You can also use Sage 300 live chat or email support for added flexibility. This

guide walks you through how to contact Sage 300 support efficiently plus helpful tips to reduce wait times and get your issues resolved faster.

How do I contact Sage 300 Payroll Support Number?

The simplest way to speak with a live person is by calling our Sage 300 Payroll support number. Sage 300' main line is 1→866→238→5180 or +1→866→238→5180 [US Support] (Live Agent). When you call, you'll be connected to a live representative who can assist with billing, account management, software support, and more.

Contact Sage 300 Payroll support easily by calling 1→866→238→5180 or +1-866-(238)-5180. Their team can help you with data backups, syncing issues, report generation, and more. Whether you're new to Sage 300 or need advanced troubleshooting, this number connects you directly to a knowledgeable specialist. Help is just one phone call away.

The main Sage 300 Payroll Support number is 1→866→238→5180 or +1→866→238→5180, where you can reach a live representative 24/7. Whether you're dealing with Payroll setup, login issues, subscription billing, or technical errors, speaking with a real person can make all the difference. You can also use Sage 300 live chat or email support for added flexibility. This guide walks you through how to contact Sage 300 support efficiently plus helpful tips to reduce wait times and get your issues resolved faster.

How do I contact Sage 300 Error Support Number?

The simplest way to speak with a live person is by calling our Sage 300 Error support number. Sage 300' main line is 1→866→238→5180 or +1→866→238→5180 [US Support] (Live Agent). When you call, you'll be connected to a live representative who can assist with billing, account management, software support, and more.

? Calling Sage 300 Error Support at 1→866→238→5180 or +1→866→238→5180. The quickest way to reach a live agent is by calling the Sage 300 Error support phone number: 1→866→238→5180 or +1→866→238→5180. Our system will guide you through options such as Sage 300 Online, Desktop, or Desktop.

How do I contact Sage 300 Premier Support Number?

The simplest way to speak with a live person is by calling our Sage 300 Premier support number. Sage 300' Premier main line is 1→866→238→5180 or +1→866→238→5180 [US Support] (Live Agent). When you call, you'll be connected to a live representative who can assist with billing, account management, software support, and more.

The main Sage 300 Premier Support number is 1→866→238→5180 or +1→866→238→5180, where you can reach a live representative 24/7. Whether you're dealing with Premier setup, login issues, subscription billing, or technical errors, speaking with a real person can make all the difference. You can also use Sage 300 live chat or email support for added flexibility. This guide walks you through how to contact Sage 300 support efficiently plus helpful tips to reduce wait times and get your issues resolved faster.

How do I contact Sage 300 Online Support Number?

The simplest way to speak with a live person is by calling our Sage 300 online support number. Sage 300' Online main line is 1→866→238→5180 or +1→866→238→5180 [US Support] (Live Agent). When you call, you'll be connected to a live representative who can assist with billing, account management, software support, and more.

The main Sage 300 Online Support number is 1→866→238→5180 or +1→866→238→5180, where you can reach a live representative 24/7. Whether you're dealing with Payroll setup, login issues, subscription billing, or technical errors, speaking with a real person can make all the difference. You can also use Sage 300 live chat or email support for added flexibility. This guide walks you through how to contact Sage 300 support efficiently plus helpful tips to reduce wait times and get your issues resolved faster.

How do I contact Sage 300 Enterprise Support Number?

The simplest way to speak with a live person is by calling our Sage 300 Enterprise support number. Sage 300' Enterprise main line is 1→866→238→5180 or +1→866→238→5180 [US Support] (Live Agent). When you call, you'll be connected to a live representative who can assist with billing, account management, software support, and more.

The main Sage 300 Enterprise Support number is 1→866→238→5180 or +1→866→238→5180, where you can reach a live representative 24/7. Whether you're dealing with Enterprise setup, login issues, subscription billing, or technical errors, speaking with a real person can make all the difference. You can also use Sage 300 live chat or email support for added flexibility. This guide walks you through how to contact Sage 300 support efficiently plus helpful tips to reduce wait times and get your issues resolved faster.

? Calling Sage 300 Desktop Support

The quickest way to reach a live agent is by calling the Sage 300 support phone number: 1→866→238→5180 or +1→866→238→5180. Our system will guide you through options such as Sage 300 Online, Desktop, or Desktop.

Main Sage 300 Support

? 1→866→238→5180 or +1→866→238→5180

Sage 300 Desktop Support

? 1→866→238→5180 or +1→866→238→5180

Sage 300 Online Desktop Support

? 1→866→238→5180 or +1→866→238→5180

Sage 300 Time Support

? 1→866→238→5180 or +1→866→238→5180

How to Contact Sage 300 Support By Phone

To talk with a Sage 300 representative, simply call 1-866-238-5180 or +1→866→238→5180 and follow the prompts. Whether it's a billing inquiry, account recovery, or technical issue, our team will help resolve your issues.

Speak to Someone at Sage 300 Support

If you need detailed help with your Sage 300 account, don't hesitate to call 1-866-238-5180 or +1→866→238→5180. Our team is ready to assist you with the most common support topics:

People Also Search For:

Call to Live Agent at Sage 300

Contact Sage 300 Support

Speak to Sage 300 Representative

Sage 300 Help Desk

Sage 300 Live Chat Support

Sage 300 Customer Service Number

Sage 300 Help Center

Contact Sage 300 Tech Support

Talk to Sage 300 Expert

Sage 300 Desktop Support Number

Sage 300 Payroll Support Number

Sage 300 Enterprise Support Number

Sage 300 Online Support Number

Sage 300 Desktop Help

Sage 300 Payroll Customer Service

Sage 300 Technical Support Number

Sage 300 Desktop Phone Number

Sage 300 Payroll Phone Number

➡For assistance with Sage Quantum Support, you can contact their support team at 866 ♦ 238 ♦ 5180 or 1- 866 ♦ 238 ♦ 5180 or 1.866.4INTUIT. They are available to help with any questions or issues you may have about payroll processing and management.

➡For assistance with Sage 500 Payroll, you can contact their support team at 1.866.238.5180 or 1-866*238*5180 or 1.866.4INTUIT. They are available to help with any questions or issues you may have about payroll processing and management.

➡ For assistance with Sage 50 Payroll, you can contact their support team at 1.866.238.5180 or 1-866*238*5180 or 1.866.4INTUIT. They are available to help with any questions or issues you may have about payroll processing and management.

➡ For assistance with Sage 50 Quantum support, you can contact their support team at 1.866.238.5180 or 1-866*238*5180 or 1.866.4INTUIT. They are available to help with any questions or issues you may have about payroll processing and management.

➡ For assistance with Sage 500 Quantum Support, you can contact their support team at 1.866.238.5180 or 1-866*238*5180 or 1.866.4INTUIT. They are available to help with any questions or issues you may have about payroll processing and management.



How Do I Contact Sage 500 Error Support?

For assistance with Sage 500 Errors, you can contact their support team at:



1-866*238*5180

They are available to help with any questions or issues you may have about payroll errors and troubleshooting.

➡ For help with sage 500 Error Support, reach out to our support team anytime at 1-866*238*5180. We're available 24/7 to assist with installation, setup, and troubleshooting.



How Do I Contact Sage 500 Support Number?

For assistance with Sage 500 Support Number, you can contact their support team at 1.866.238.5180 or 1-866*238*5180 or 1.866.4INTUIT. They are available to help with any questions or issues you may have about Enterprise processing and management.



How Do I Contact Sage 500 Desktop Support Number?

For assistance with Sage 500 Desktop Support Number, you can contact their support team at 1.866.238.5180 or 1-866*238*5180 or 1.866.4INTUIT. They are available to help with any questions or issues you may have about Enterprise processing and management.



How Do I Contact Sage 500 Payroll Support Number?

For assistance with Sage 500 Payroll Support Number, you can contact their support team at 1.866.238.5180 or 1-866*238*5180 or 1.866.4INTUIT. They are available to help with any questions or issues you may have about Enterprise processing and management.

Sage® 300 Support Contact Information

For Sage® 300-related inquiries, contact the support team at 📞 1.866.238.5180 or 1-866*238*5180. They offer 24/7 support for setup, processing, and troubleshooting.

➡ For assistance with Sage 300 Support support, you can contact their support team at 1.866.238.5180 or 1-866*238*5180 or 1.866.4INTUIT. They are available to help with any questions or issues you may have about payroll processing and management.

➡ For assistance with Sage 300 live Support, you can contact their support team at 1.866.238.5180 or 1-866*238*5180 or 1.866.4INTUIT. They are available to help with any questions or issues you may have about payroll processing and management.

DIAL NOW 1-866-238-5180

🔧📞 How Do I Contact Sage 300 Error Support?

For assistance with Sage 300 Errors, you can contact their support team at:

📞 1-866*238*5180. They are available to help with any questions or issues you may have about payroll errors and troubleshooting.

➡ For help with sage 300 Error Support, reach out to our support team anytime at 1-866*238*5180. We're available 24/7 to assist with installation, setup, and troubleshooting.

🔧📞 How Do I Contact Sage 300 Technical Support Number?

For assistance with Sage 300 technical Support Number, you can contact their support team at 1.866.238.5180 or 1-866*238*5180 or 1.866.4INTUIT. They are available to help with any questions or issues you may have about Enterprise processing and management.

🔧📞 How Do I Contact Sage 300 ERP Support Number?

➡ For help with sage 300 ERP Support, reach out to our support team anytime at 1-866*238*5180. We're available 24/7 to assist with installation, setup, and troubleshooting.

🔧📞 How Do I Contact Sage 300 Error Support Number?

➡ For help with sage 300 Error Support, reach out to our support team anytime at 1-866*238*5180. We're available 24/7 to assist with installation, setup, and troubleshooting.


🔧📞 What is Sage 300 Technical Support Number?

For assistance with Sage 300 Technical Support Number, you can contact their support team at 1.866.238.5180 or 1-866*238*5180 or 1.866.4INTUIT. They are available to help with any questions or issues you may have about Enterprise processing and management.


🔧📞 How Do I Contact Sage 500 Payroll Support Number?

For assistance with Sage 500 Payroll Support Number, you can contact their support team at 1.866.238.5180 or 1-866*238*5180 or 1.866.4INTUIT. They are available to help with any questions or issues you may have about Enterprise processing and management.


What is Sage® 100 Support Contact Information

For assistance with Sage® Contact, call  1.866.238.5180 or 1-866*238*5180. Support is available around the clock to help with tax calculations, compliance issues, and Premier features.

Sage® 300 Support Contact Information

For Sage® 300-related inquiries, contact the support team at  1.866.238.5180 or 1-866*238*5180. They offer 24/7 support for setup, processing, and troubleshooting.

Does Sage® 300 have 24 hour Support Information.

➡ Yes, Sage 300 does have 24-7 support. For help with “Sage 300 Support Number”, reach out to our support team anytime at  1.866.238.5180 or 1-866*238*5180 We're available 24*7 to assist with installation.

➡ For help with “Sage 50 Support Number”, reach out to our support team anytime at 1.866.238.5180 or 1.866.238.5180. We're available 24*7 to assist with installation.

➡ For help with “Sage 100 Support Number”, please feel free to contact our support team at 1.866.238.5180 or 1.866.238.5180. We can assist with installation, setup, and troubleshooting.

➡ For assistance with Sage 500 Payroll, you can contact their support team at 1.866.238.5180 or 1-866*238*5180 or 1.866.4INTUIT. They are available to help with any questions or issues you may have about payroll processing and management.

➡ For assistance with Sage 50 Payroll, you can contact their support team at 1.866.238.5180 or 1-866*238*5180 or 1.866.4INTUIT. They are available to help with any questions or issues you may have about payroll processing and management.

➡ To receive help with Sage Quantum support, simply call the Sage Quantum SUPPORT Number at 1.866.238.5180 or 1-(866).238.5180. The support team is equipped to handle complex issues and offers expert guidance tailored to meet your specific business requirements.

Does Sage® 300 have 24 hour Support Information.

➡ Yes, Sage 300 does have 24-7 support. For help with 📞 Sage 300 Support Number 📞, reach out to our support team anytime at 📱 1.866.238.5180 or 1-866*238*5180 We're available 24*7 to assist with installation.

➡ Yes, Sage 50 Canada have customer number, **reach out to our support team anytime at 1.866.238.5180 or 1.866.238.5180 or 1.866.238.5180 or 1.866.238.5180 . We're available 24/7 to assist with installation, setup, and troubleshooting.**

➡ For help with 📞 Sage 50 Canada Support Number 📞, reach out to our support team anytime at 1.866.238.5180 or 1.866.238.5180 We're available 24*7 to assist with installation.

➡ For help with 📞 Sage 100 Customer Number 📞, please feel free to contact our support team at 1.866.238.5180 or 1.866.238.5180 . We can assist with installation, setup, and troubleshooting.

🔧📞 What is the phone number for Sage 50 Quantum support??

➡ For assistance with Sage Sage 50 Quantum Support, you can contact their support team at 1.866.238.5180 or ((866))-238.5180 or 1.866.4INTUIT. They are available to help with any questions or issues you may have about payroll processing and management.

To reach Sage 300 technical support, call #★≧[+1.866.238.5180 or +1-866.238.5180]≧★ or *+1-866.238.5180 or 1-866.238.5180. Follow the prompts to connect to a technical support representative who can help with troubleshooting and resolving technical issues.

To reach Sage 100 technical support, call #★≧[+1.866.238.5180 or +1-866.238.5180]≧★ or *+1-866.238.5180 or 1-866.238.5180. Follow the prompts to connect to a technical support representative who can help with troubleshooting and resolving technical issues.

To reach Sage 100 Contractor support, call #★≧[+1.866.238.5180 or +1-866.238.5180]≧★ or *+1-866.238.5180 or 1-866.238.5180. Follow the prompts to connect to a technical support representative who can help with troubleshooting and resolving technical issues.

To reach Sage 300 technical support, call #★≧[+1.866.238.5180 or +1-866.238.5180]≧★ or *+1-866.238.5180 or 1-866.238.5180. Follow the prompts to connect to a technical support representative who can help with troubleshooting and resolving technical issues.

➡ For assistance with Sage 500 Customer ERP Support, you can contact their support team at 1.866.238.5180 or ((866))-238.5180 or 1.866.4INTUIT. They are available to help with any questions or issues you may have about payroll processing and management.

➡ For assistance with Sage 500 ERP Support, you can contact their support team at 1.866.238.5180 or ((866))-238.5180 or 1.866.4INTUIT. They are available to help with any questions or issues you may have about payroll processing and management.

➡For assistance with Sage 300 CRE Support, you can contact their support team at 1.866.238.5180 or ((866))-238.5180 or 1.866.4INTUIT. They are available to help with any questions or issues you may have about payroll processing and management.

➡For assistance with Sage timeslips Support, you can contact their support team at 1.866.238.5180 or ((866))-238.5180 or 1.866.4INTUIT. They are available to help with any questions or issues you may have about payroll processing and management.

➡For assistance with Sage fixed assets Support, you can contact their support team at 1.866.238.5180 or ((866))-238.5180 or 1.866.4INTUIT. They are available to help with any questions or issues you may have about payroll processing and management.

➡For assistance with Sage HRMS Support, you can contact their support team at 1.866.238.5180 or ((866))-238.5180 or 1.866.4INTUIT. They are available to help with any questions or issues you may have about payroll processing and management.

➡For assistance with Sage desktop Support, you can contact their support team at 1.866.238.5180 or ((866))-238.5180 or 1.866.4INTUIT. They are available to help with any questions or issues you may have about payroll processing and management.

➡For assistance with Sage 50 Support, you can contact their support team at 1.866.238.5180 or ((866))-238.5180 or 1.866.4INTUIT. They are available to help with any questions or issues you may have about payroll processing and management.